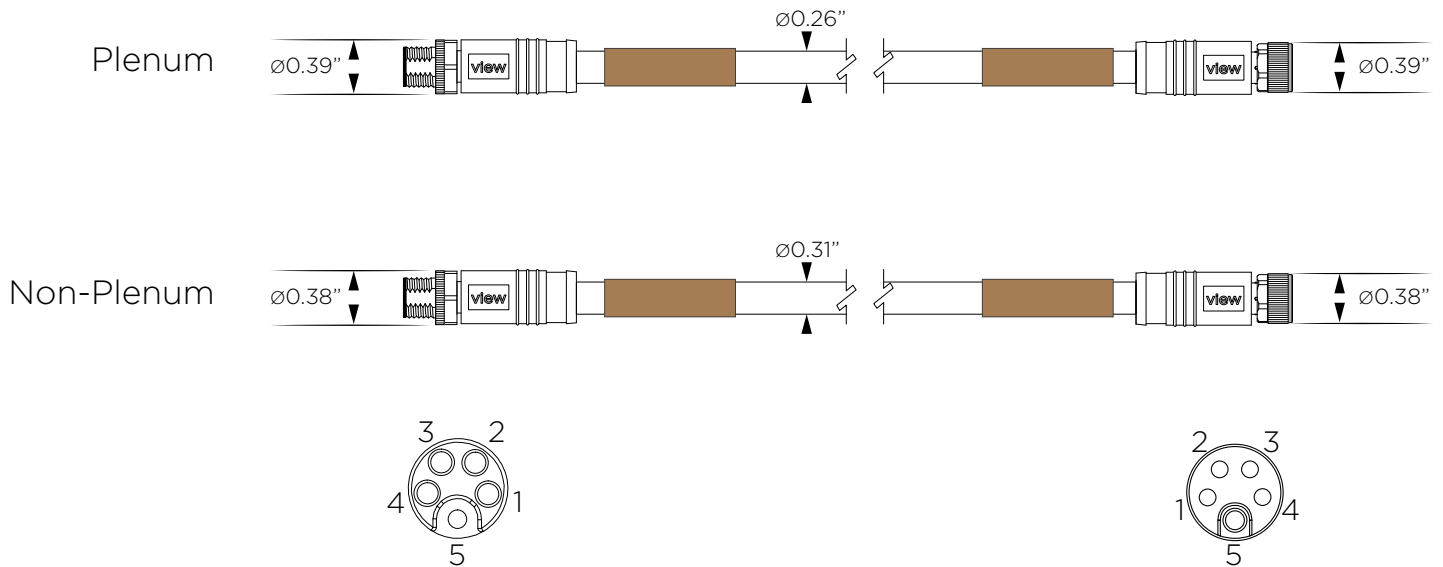


IGU Cable

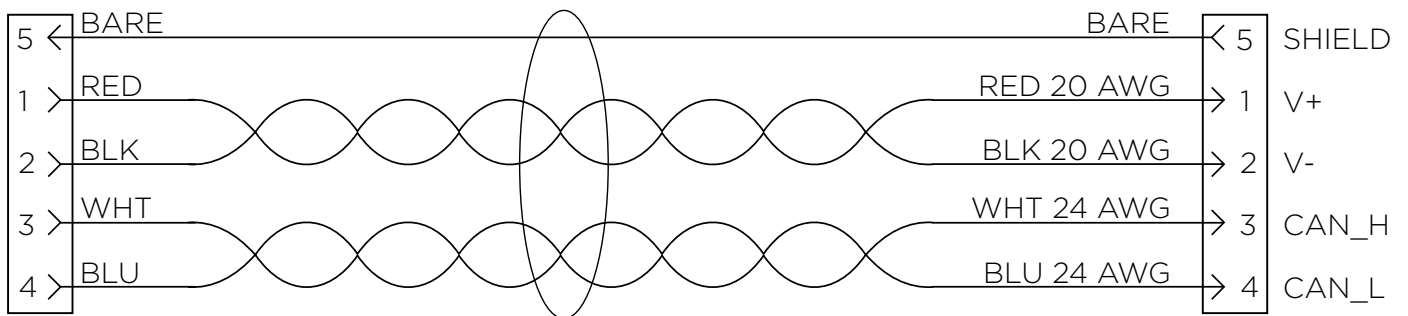
Product Description

The IGU cable connects each insulated glass unit (IGU) to a window controller. One end is connected to the IGU pigtail coming out of the IGU and the other end is connected to the window controller.

Dimensions

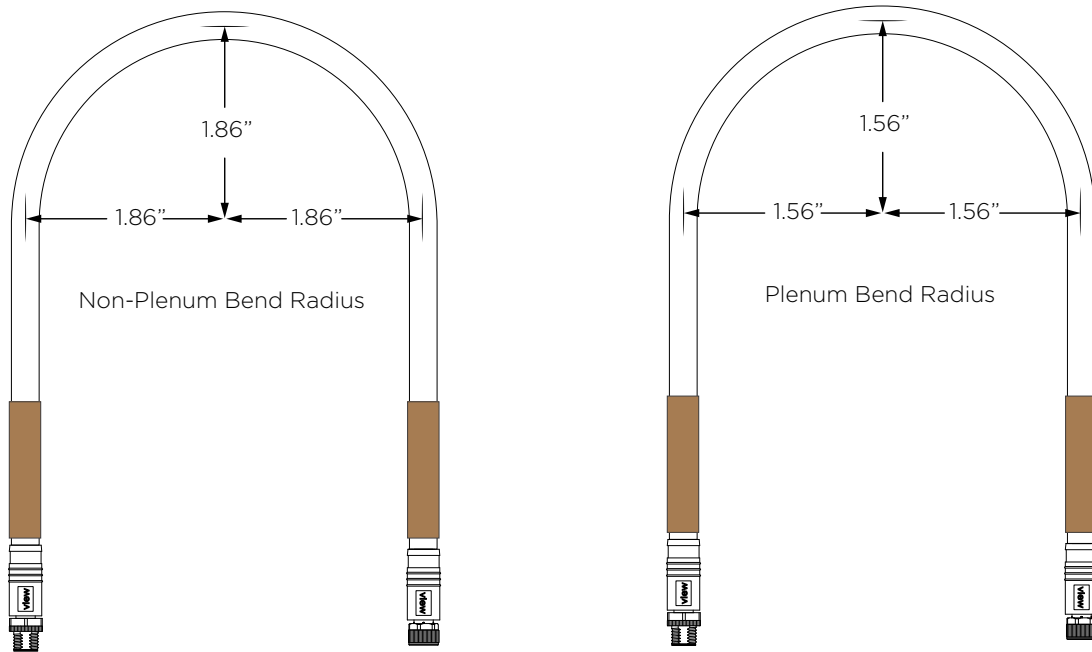


Wiring Diagram



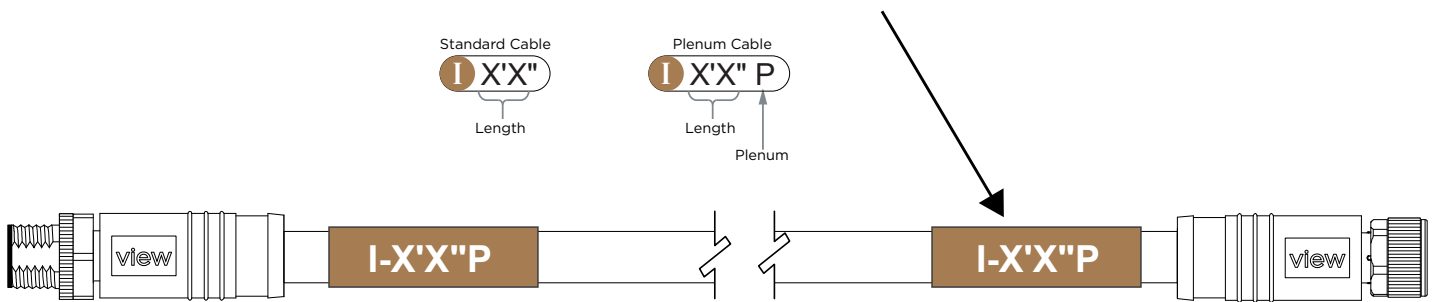
IGU Cable

Bend Radius



Interconnect Identification

Find number (Length) on colored wrap, both ends of cable.



IGU Cable

Ordering Information

Part Number	Description
380-101511-XX	Non-Plenum <i>(Replace XX desired part numbers corresponding to length (in feet/meter))</i>
380-101509-XX	Plenum <i>(Replace XX desired part numbers corresponding to length (in feet/meter))</i>

LENGTH CHART

XX*	Length (ft)	Length (m)
01	1.0	0.3
02	2.0	0.6
03	3.3	1
04	4.11	1.5
05	6.6	2
06	8.2	2.5
07	9.10	3
08	11.5	3.5
09	13.1	4
10	14.9	4.5
11	16.4	5
12	18.0	5.5
13	19.8	6
14	21.3	6.5
15	22.11	7
16	24.7	7.5
17	26.2	8
18	27.10	8.5
19	29.6	9
20	31.2	9.5
21	32.9	10
22	35.0	10.66
23	40.0	12.9
24	45.0	13.71
25	50.0	15.24
26	55.0	16.76
27	60.0	18.28
28	65.0	19.81
29	70.0	21.33
30	75.0	22.86
31	80.0	24.38
32	85.0	25.90
33	90.0	27.43
34	95.0	28.95
35	100.0	30.48

Specifications

Housing Material	Injection molded plastic
Max Current	4A
Max Voltage	300V
Cable Rating	All cables are IP67 rated. Communications, Plenum cable (CMP) rated cables are available.
Warranty	All cables and components carry a warranty for a period of 5 years from date of delivery by View. Refer to standard warranty terms and conditions for more details.
Jacket	PVC
Rated Temperature (C°)	-20° to 80°C (Non-Plenum) -20° to -75°C (Plenum)