

Power Insert Cable & Connectors

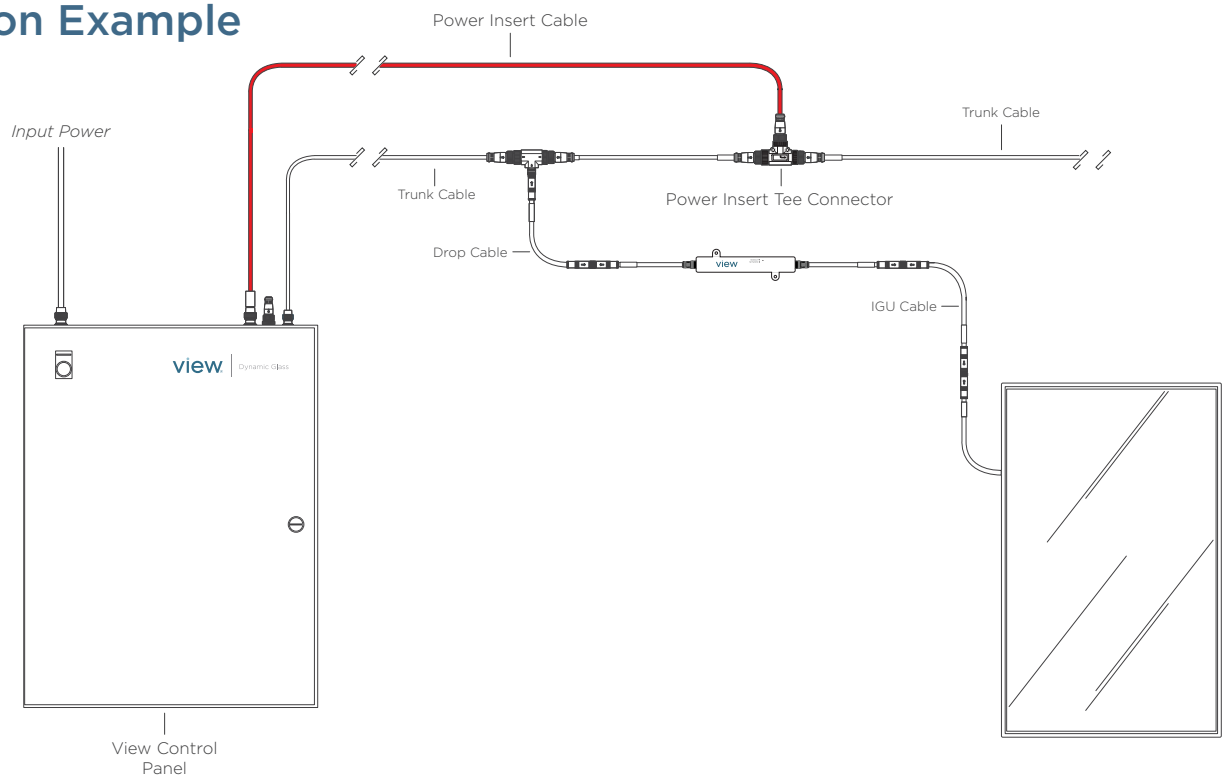
Product Description

Power Insert Cables distribute electrical power from the View Control Panel to the Trunk Cabling System. Power inserts can originate from a Control Panel or a standalone power injection panel. Each Power Cable is connected to a Trunk Cable via a Power Connector. Power Insert Cables are terminated with field wireable Power Cable Connectors.



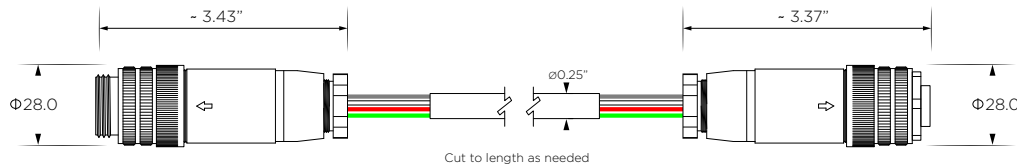
- Class 3 Plenum rated cable with 4 14-AWG conductors, available in 500 foot spools.
Note: Cable jacket color may vary.
- Male/Female 4-pin connectors
- Male 4-pin connector, Male/Female 5-pin connectors.
- All power insert cables are plenum rated.

Application Example

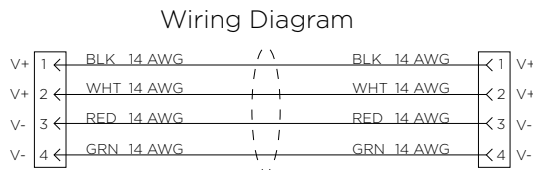
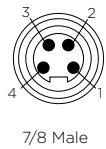
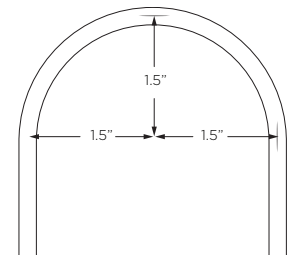


Power Insert Cable & Connectors

Wiring Diagram



Bend Radius



Specifications

Conductors	4 14AWG
Jacket	Unshielded, Low Smoke Polyvinyl Chloride
Bend Radius	1.5" minimum bend radius is six times the cable diameter
Rated Current	6.4 A Max per conductor
Rated Voltage	150V Max
Cable Rating	Plenum/CL3P
Warranty	All cables and components carry a warranty for a period of 5 years from date of delivery by View. Refer to standard warranty terms and conditions for more details.
Electrical	Products have IP rated connectors to transfer power to and from the IGU
Used in conjunction with	Power Tee Connector or Power WYE Connector

Ordering Information

Part Number	Description
300-101032-01	Power Insert Cable, 14 AWG, Plenum, 500 foot spool
310-000061	Power Cable Connector, 7/8 inch. Field Wireable, 4-pin, Male
310-000063	Power Cable Connector, 7/8 inch. Field Wireable, 4-pin, Female
370-000025	Power Tee Connector, 7/8 inch, 4-pin/5-pin, Male, 5-pin, Female
370-000030	Power Wye Connector, 7/8 inch, 4-pin/5-pin, Male, 5-pin, Female