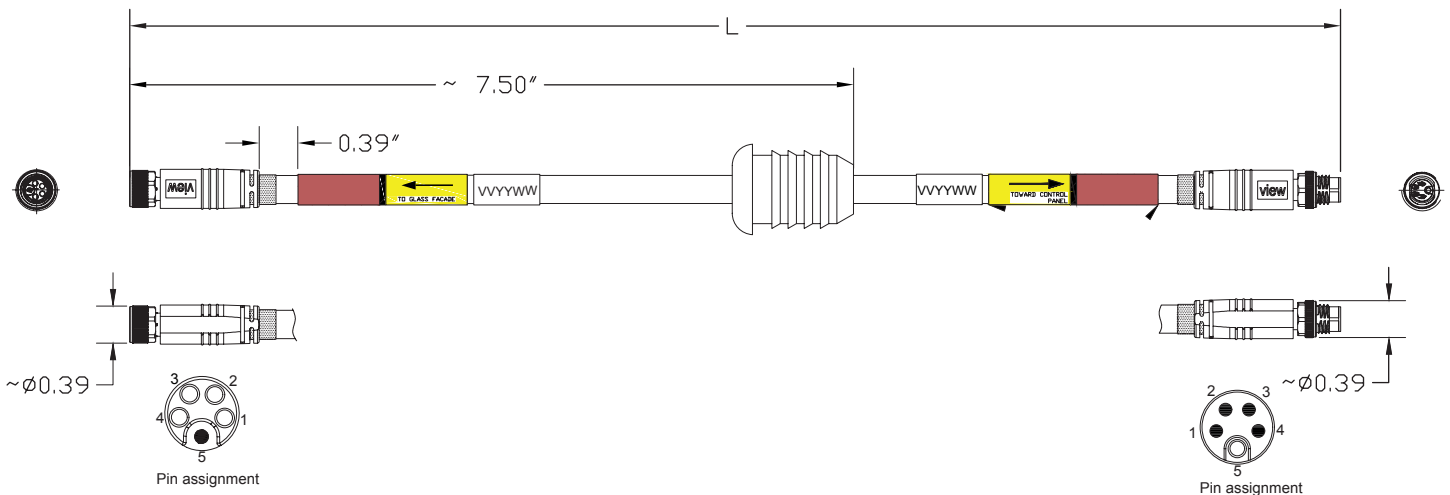


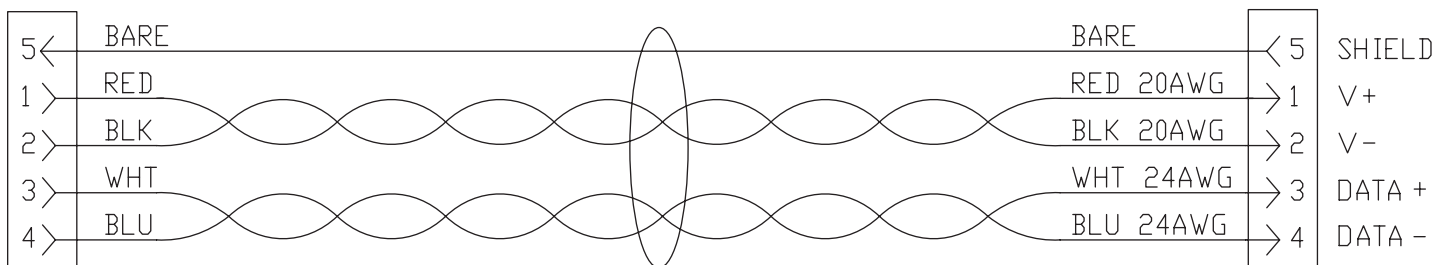
FEP IGU Cable

The FEP Cable is a Communications, Plenum Cable rated (CMP), for use in plenum spaces. The FEP IGU cable connects each insulated glass unit (IGU) to a window controller. One end is connected to the IGU Smart Window Connector coming out of the IGU and the other end is connected to the window controller. The window end has an integrated gromet that seals with the glazing frame. The gromet installs into a 7/16 hole and sealed with silicone.

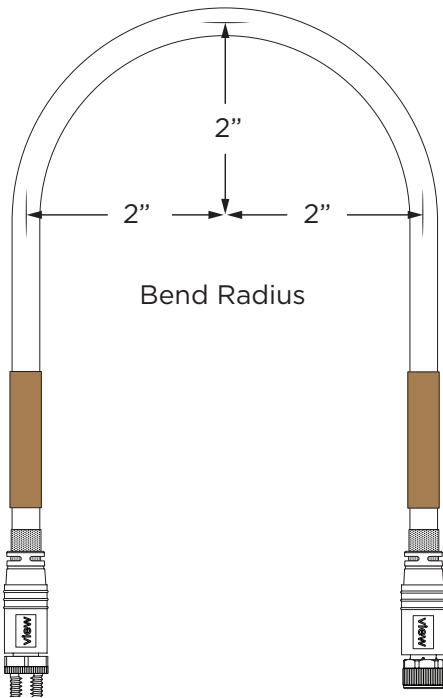
Dimensions



Wiring Diagram

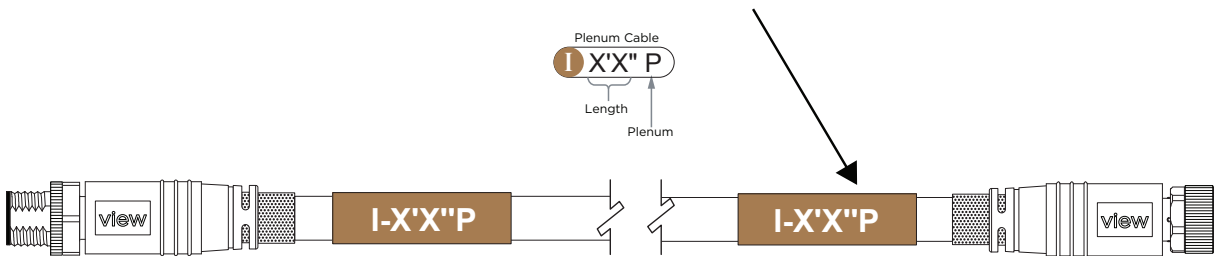


Bend Radius



Interconnect Identification

Find number (Length) on colored wrap, both ends of cable.



Specifications

| | |
|------------------------------------|--|
| Housing Material | Injection molded plastic |
| Max Current | 4A |
| Max Voltage | 300V |
| Cable Rating | All cables are IP67 rated. |
| Jacket | FEP (Fluorinated Ethylene Propylene) |
| Rated Temperature (°C) | -20°C - 75°C |
| Cold Bend Testing (°C) | -20°C for four hours of exposure |
| Grommet Tested to Standards | <ul style="list-style-type: none"> • ASTM E238 • ASTM E331 • ASTM E2140 • AAMA 501.1 |
| Warranty | All cables and components carry a warranty for a period of five (5) years from the date of delivery by View. Refer to standard warranty terms and conditions for more details. |

| LENGTH CHART | | |
|--------------|-------------|------------|
| XX* | Length (ft) | Length (m) |
| 01 | 1.0 | 0.3 |
| 02 | 2.0 | 0.6 |
| 03 | 3.3 | 1 |
| 04 | 4.11 | 1.5 |
| 05 | 6.6 | 2 |
| 06 | 8.2 | 2.5 |
| 07 | 9.10 | 3 |
| 08 | 11.5 | 3.5 |
| 09 | 13.1 | 4 |
| 10 | 14.9 | 4.5 |
| 11 | 16.4 | 5 |
| 12 | 18.0 | 5.5 |
| 13 | 19.8 | 6 |
| 14 | 21.3 | 6.5 |
| 15 | 22.11 | 7 |
| 16 | 24.7 | 7.5 |
| 17 | 26.2 | 8 |
| 18 | 27.10 | 8.5 |
| 19 | 29.6 | 9 |
| 20 | 31.2 | 9.5 |
| 21 | 32.9 | 10 |
| 22 | 35.0 | 10.66 |
| 23 | 40.0 | 12.9 |
| 24 | 45.0 | 13.71 |
| 25 | 50.0 | 15.24 |
| 26 | 55.0 | 16.76 |
| 27 | 60.0 | 18.28 |
| 28 | 65.0 | 19.81 |
| 29 | 70.0 | 21.33 |
| 30 | 75.0 | 22.86 |
| 31 | 80.0 | 24.38 |
| 32 | 85.0 | 25.90 |
| 33 | 90.0 | 27.43 |
| 34 | 95.0 | 28.95 |
| 35 | 100.0 | 30.48 |

↑ Grommet

↓

No Grommet

Ordering Information

| Part Number | Part Description |
|---------------|---|
| 380-101568-XX | FEP (Replace XX desired part numbers corresponding to length (ft/m)) |

Requirements for Cold Weather Installation

If the cable has to be installed when the temperature is below 32°F, the following precautions should be taken to ensure that the jacket does not crack:

- Store the cable in a heated area with temperatures above 60°F for 24 hours before installation.
- Cables need to be handled with care and not dropped, kinked, or bent roughly.
- Pull cables slowly, use large sheaves and lubes suitable for cold temperatures.